



Delaware Animal Services

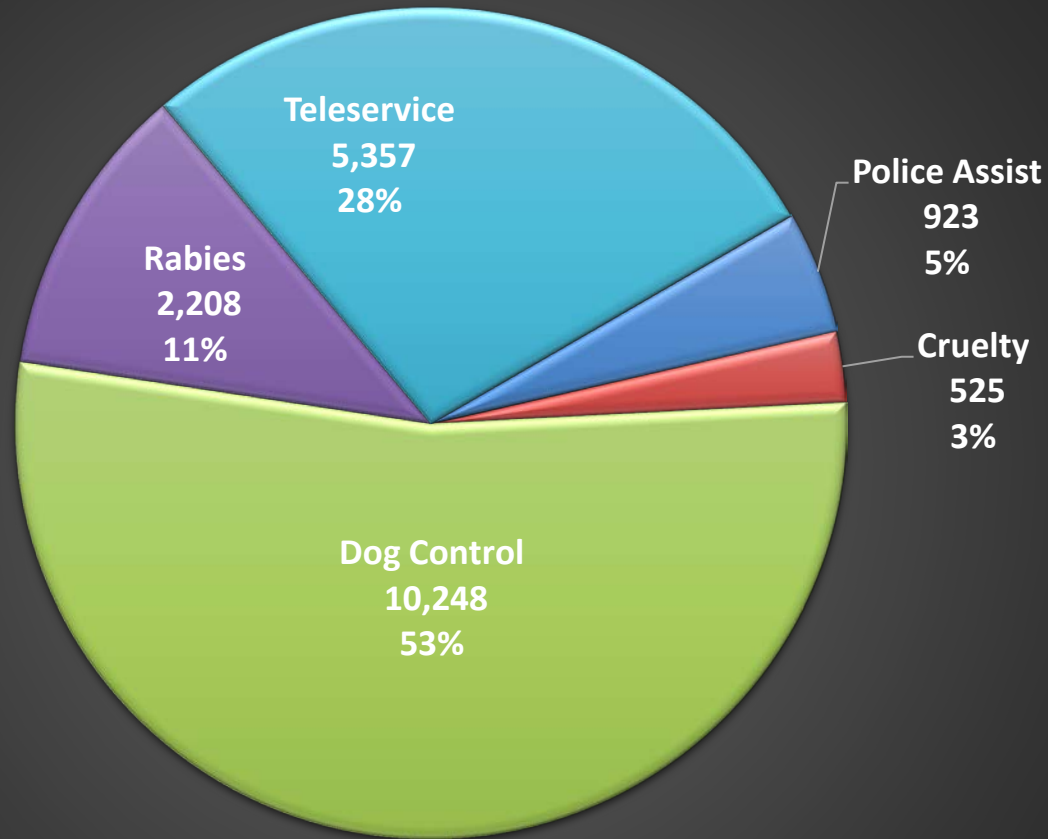
Annual Performance Report 2021



DELAWARE HEALTH AND SOCIAL SERVICES
Division of Public Health
Office of Animal Welfare

2021 TOTAL CALLS FOR SERVICE BY TYPE

Total: 19,261

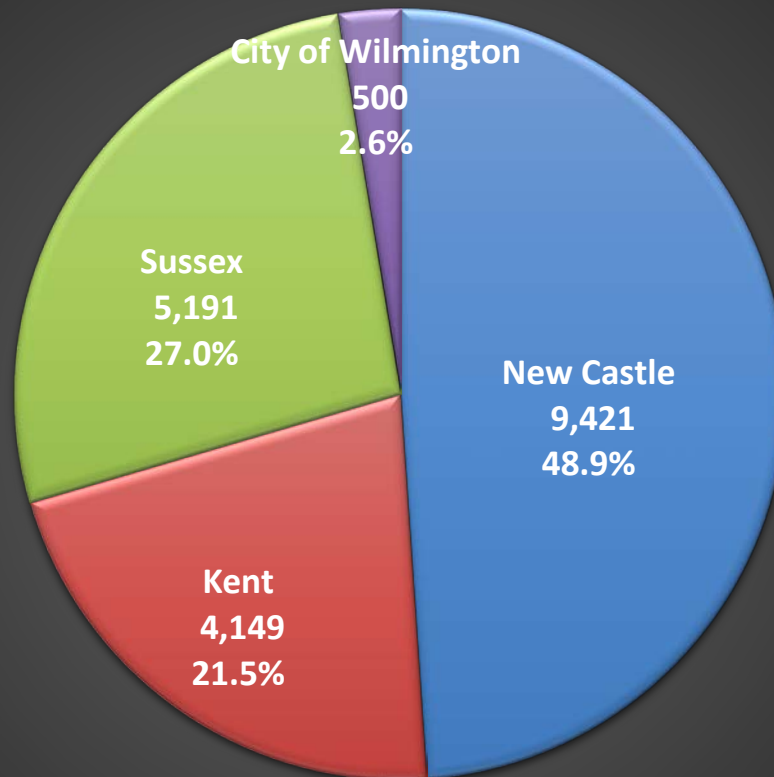


■ Police Assist ■ Cruelty ■ Dog Control ■ Rabies ■ Teleservice

Represents initial call for service. Does not include investigative follow ups or proactive patrols reported on page 8.

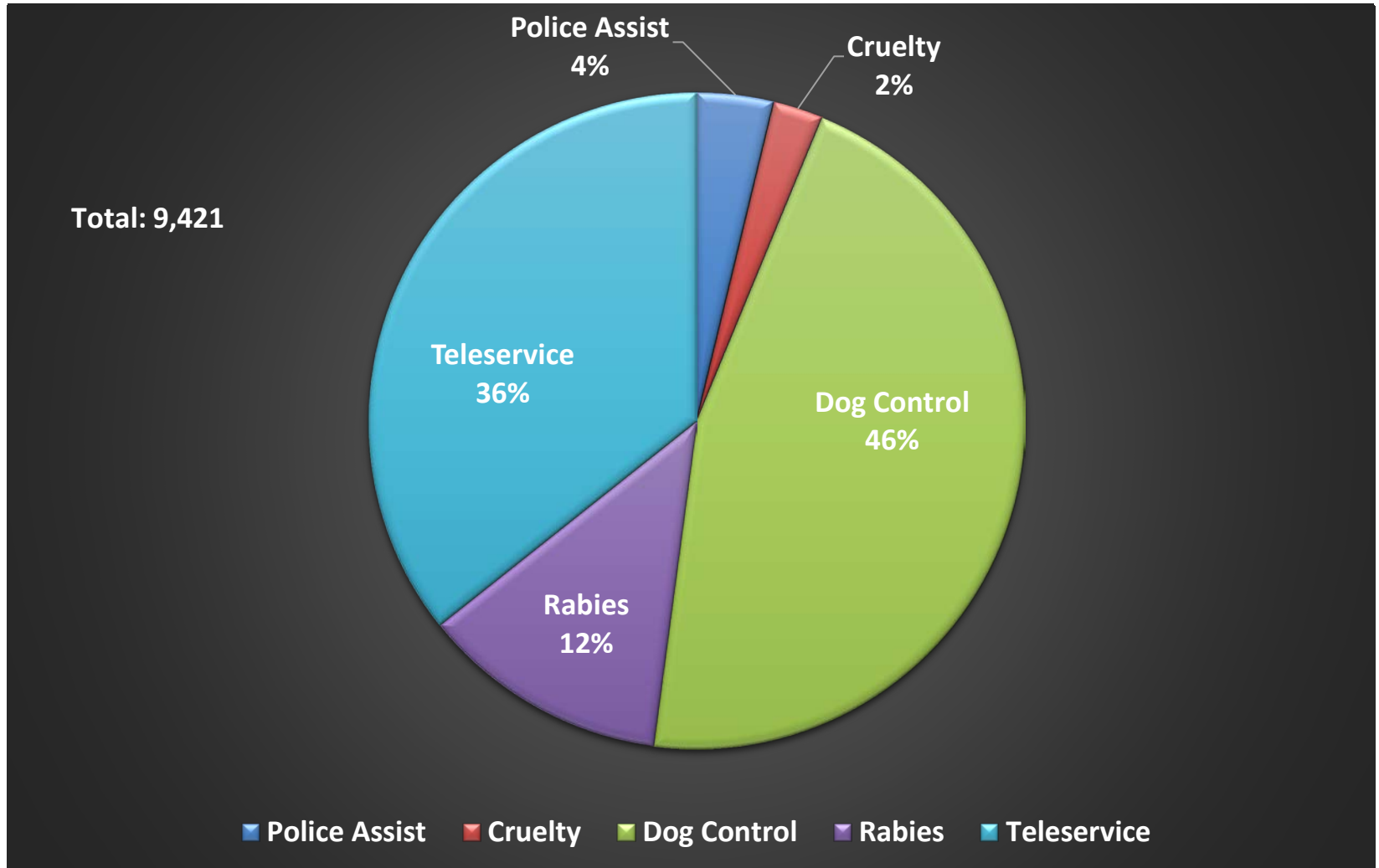
2021 TOTAL CALLS FOR SERVICE BY LOCATION

Total: 19,261



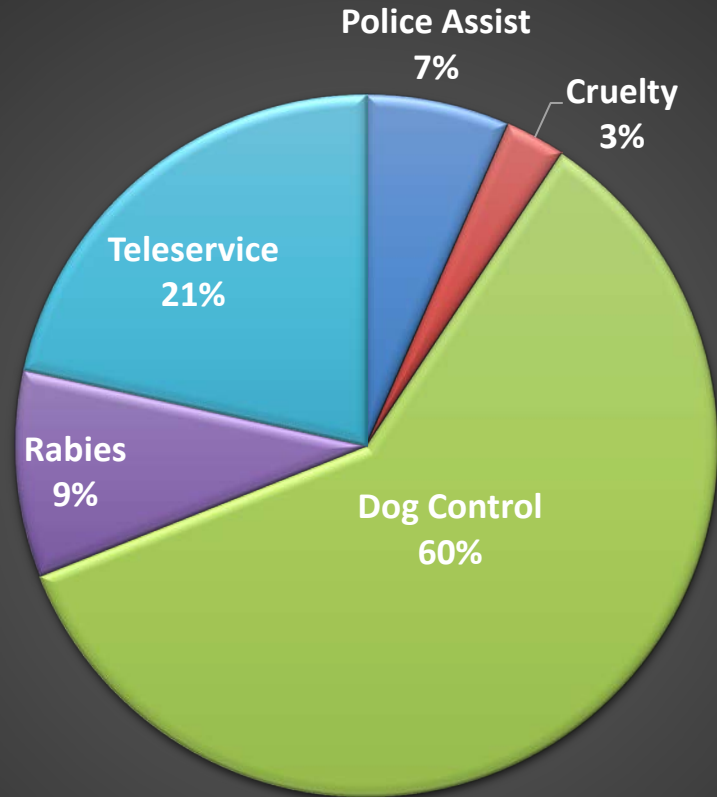
■ New Castle ■ Kent ■ Sussex ■ City of Wilmington

2020 TOTAL CALLS FOR SERVICE NEW CASTLE COUNTY



2021 TOTAL CALLS FOR SERVICE KENT COUNTY

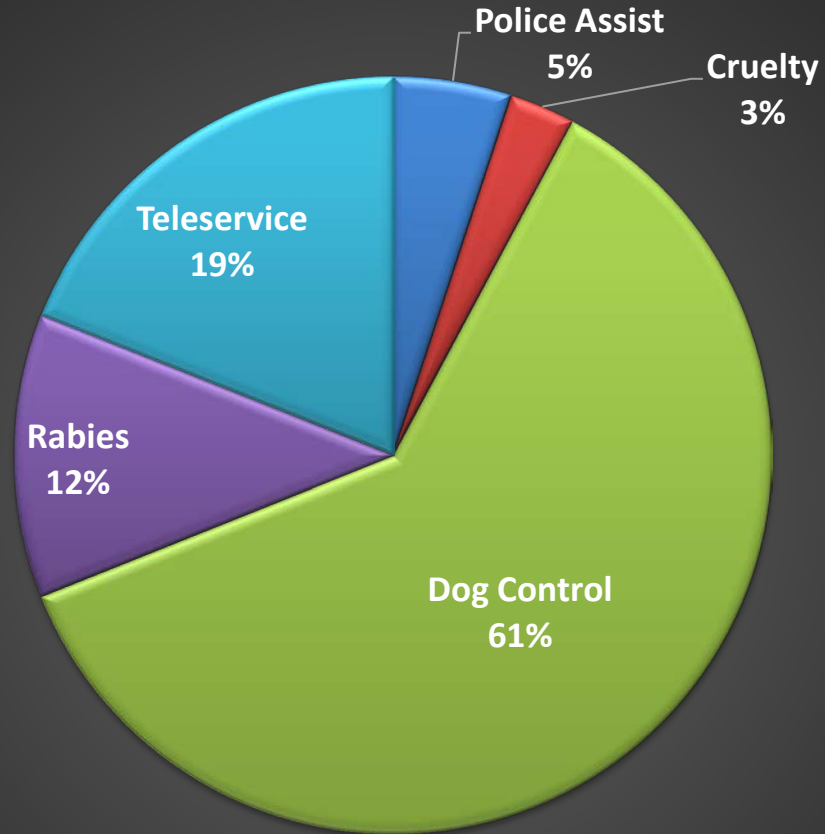
Total: 4,149



■ Police Assist ■ Cruelty ■ Dog Control ■ Rabies ■ Teleservice

2021 TOTAL CALLS FOR SERVICE SUSSEX COUNTY

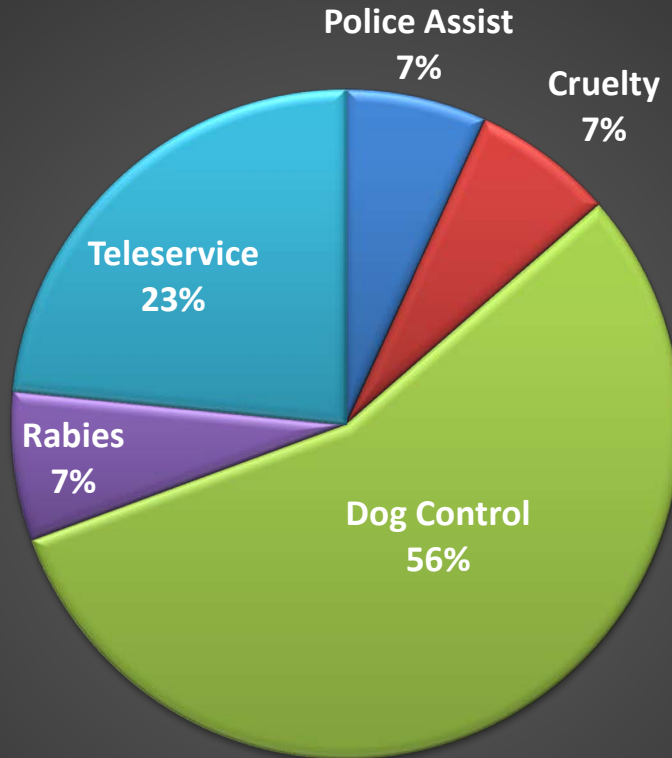
Total: 5,191



Police Assist Cruelty Dog Control Rabies Teleservice

2021 TOTAL CALLS FOR SERVICE CITY OF WILMINGTON

Total: 500



Police Assist Cruelty Dog Control Rabies Teleservice

ADDITIONAL PERFORMANCE MEASURES

- **Investigative Follow Ups – 2,617**
Continuing investigative activities on prior complaints, such as gathering evidence and information, or monitoring animal health and welfare, and public safety.
- **Proactive Patrols – 4,032**
Aimed at preventing and reducing animal incidents and improving relations between officers and the communities they serve.
- **Dogs Returned to Owner (RTO) – 1,745 or 66%**
 - Number of dogs returned to owner in the field: 604
 - Number of dogs returned to owner at shelter: 1,141
- **Dept. of Agriculture Assists – 204**
Assisting DDA with after-hours livestock calls and cruelty cases
- **Transport to Public Health Lab for Rabies Testing – 188**
- **Resources provided to many Delawareans – pet food, dog houses, bedding.**



ANIMAL SHELTER STATISTICS

Brandywine Valley SPCA (BVSPCA) is the contracted shelter partner for Delaware Animal Services (DAS).

BVSPCA provides all medical, nutritional, and behavioral care for animals rescued by DAS.

For more information on BVSPCA statistics please visit:

<https://bvspca.org/about/by-the-numbers/>



Brandywine Valley SPCA Delaware - 2021 Shelter Statistics

	Cats	Dogs	Other	Total
Live Release Rate	93%	92%	86%	93%

Live Release Rate = Live Release / [Live Release + (Total Euthanasia – Owner Request)]

The Live Release Rate does not include the 0 owner requested euthanasia and 262 animals that died naturally in shelter/care or were processed out as Admin Missing.

Spay/Neuter Surgeries

Shelter	3081	1813	0	4894
Owned	4258	1775	0	6033
Total	7339	3588	0	10927

Live Intake

Stray	3136	2010	84	5230
Owner Surrender	848	405	33	1286
Campus Transfer	230	875	0	1105
Adoption Return	72	213	1	286
Transfer In	516	1140	0	1656
Seized/Custody	416	675	106	1197
Total	5218	5318	224	10760

Live Release

Adoption	2172	2929	89	5190
Campus Transfer	175	457	28	660
Return to Owner	163	1141	14	1318
Transfer Out	642	225	46	913
Return to Field	1485	0	0	1485
Total	4637	4752	177	9566

Return to Field Program: When a healthy unowned cat enters the shelter, the most compassionate and lifesaving approach is to spay/neuter, vaccinate, ear-tip, and return them to where they were found. As long as the cat is thriving, the Return to Field approach is the most humane and effective way to manage the stray cat population in the community.

Euthanasia

Shelter	314	349	24	687
Owner Request	0	0	0	0
Total	314	349	24	687

Other Outcomes

Died	179	58	8	245
Admin Missing	7	10	0	17
Total	186	68	8	262

** Admin Missing refers to animals that might have escaped, been stolen, not returned from foster care, or otherwise unaccounted for via a normal outcome such as a data entry error or possible duplicate entry.*