



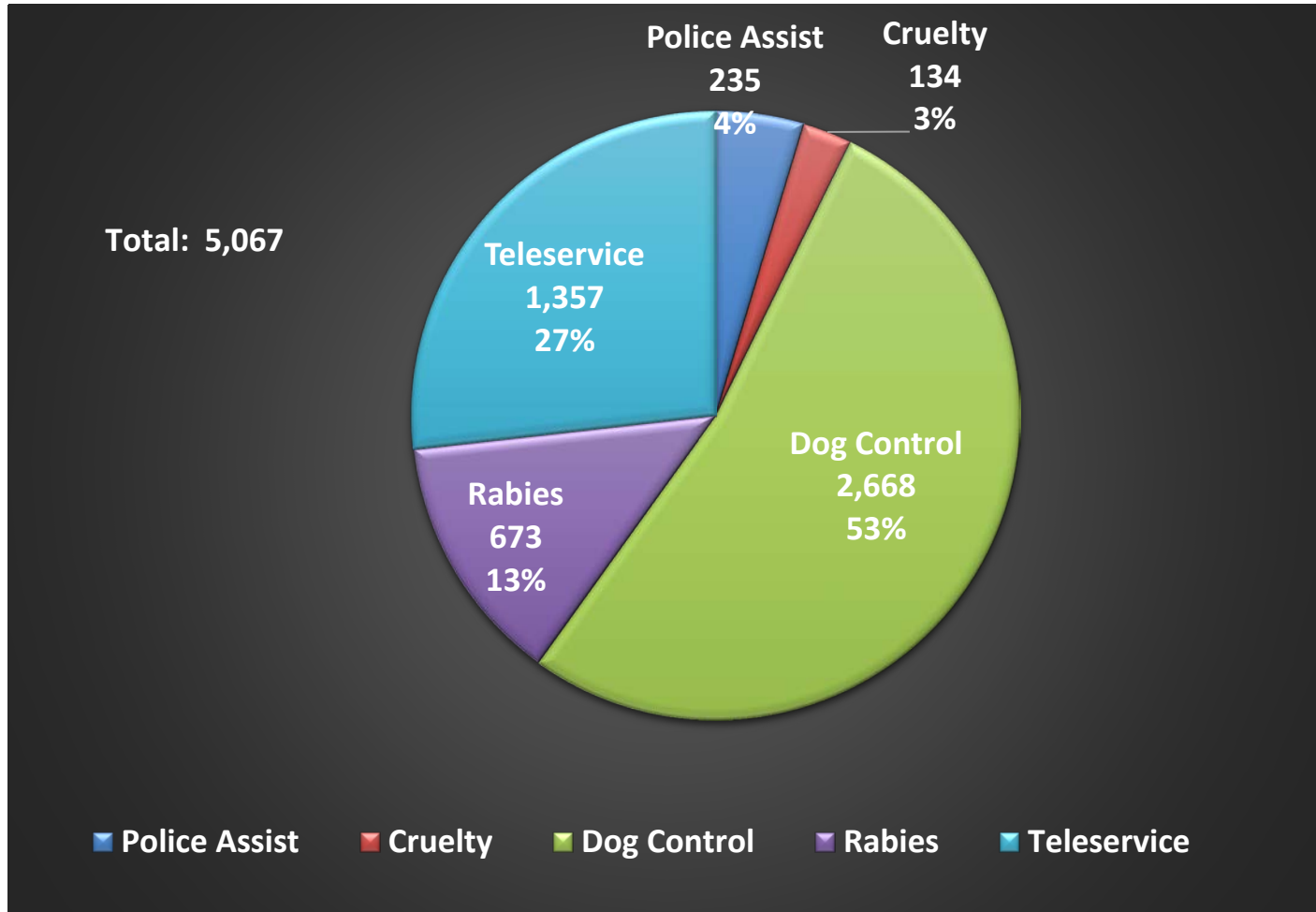
Delaware Animal Services

Performance Report
Second Quarter
April 2021 – June 2021



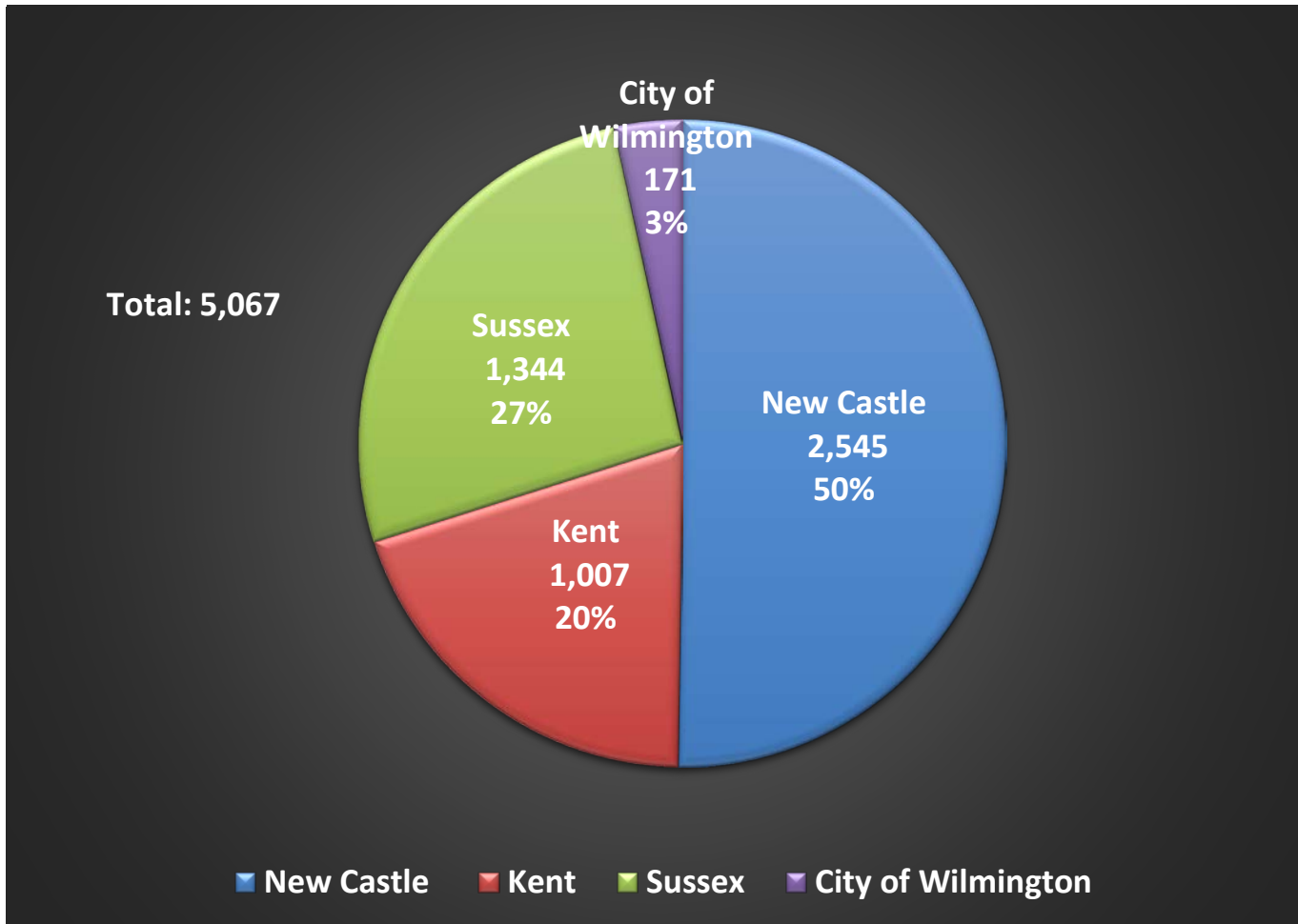
DELAWARE HEALTH AND SOCIAL SERVICES
Division of Public Health
Office of Animal Welfare

Q2 2021 TOTAL STATE CALLS FOR SERVICE BY TYPE

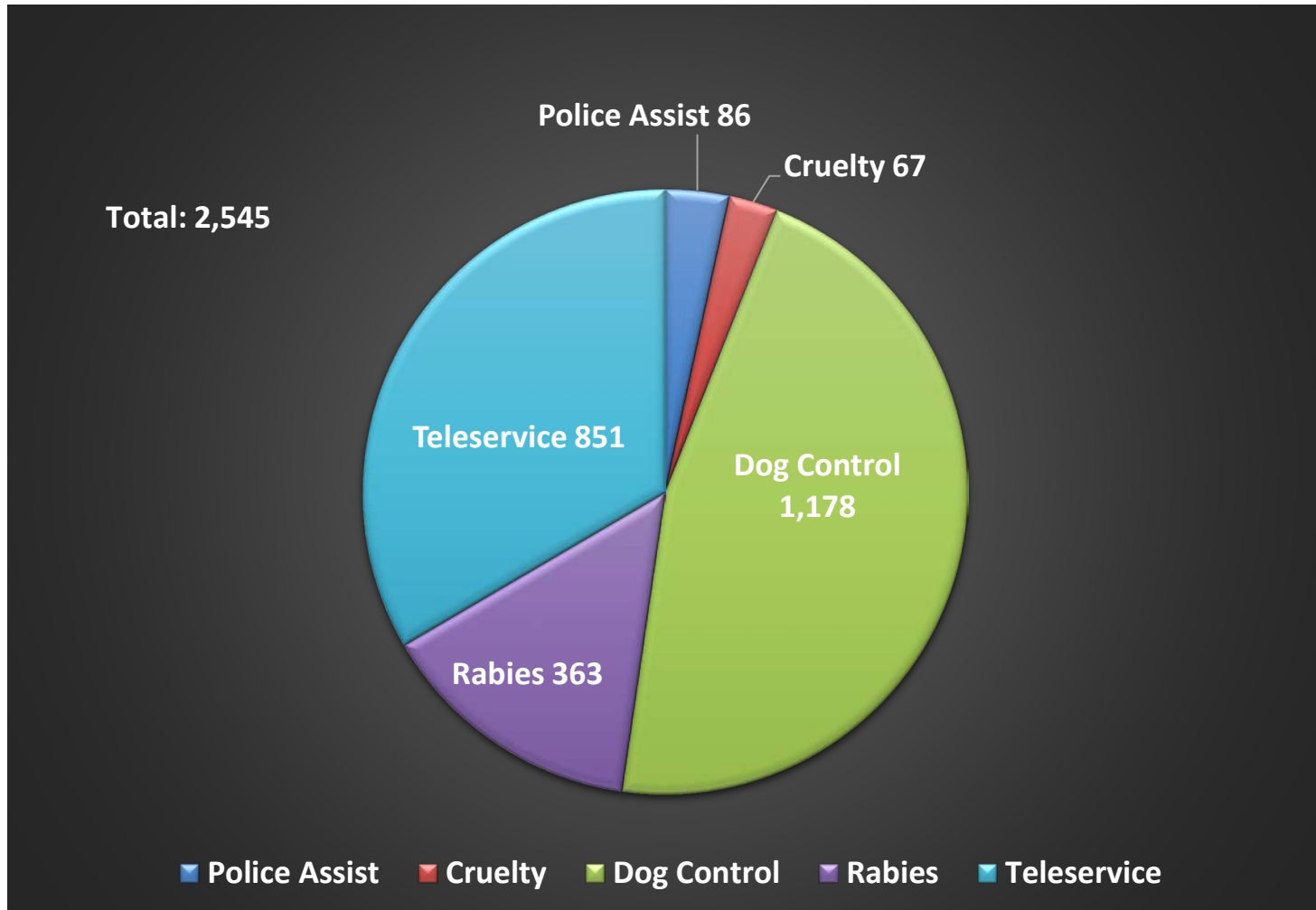


Note: Teleservice calls are those that are handled by offering referral, education, or resources. Case type is classified by dispatchers and may change upon officer response.

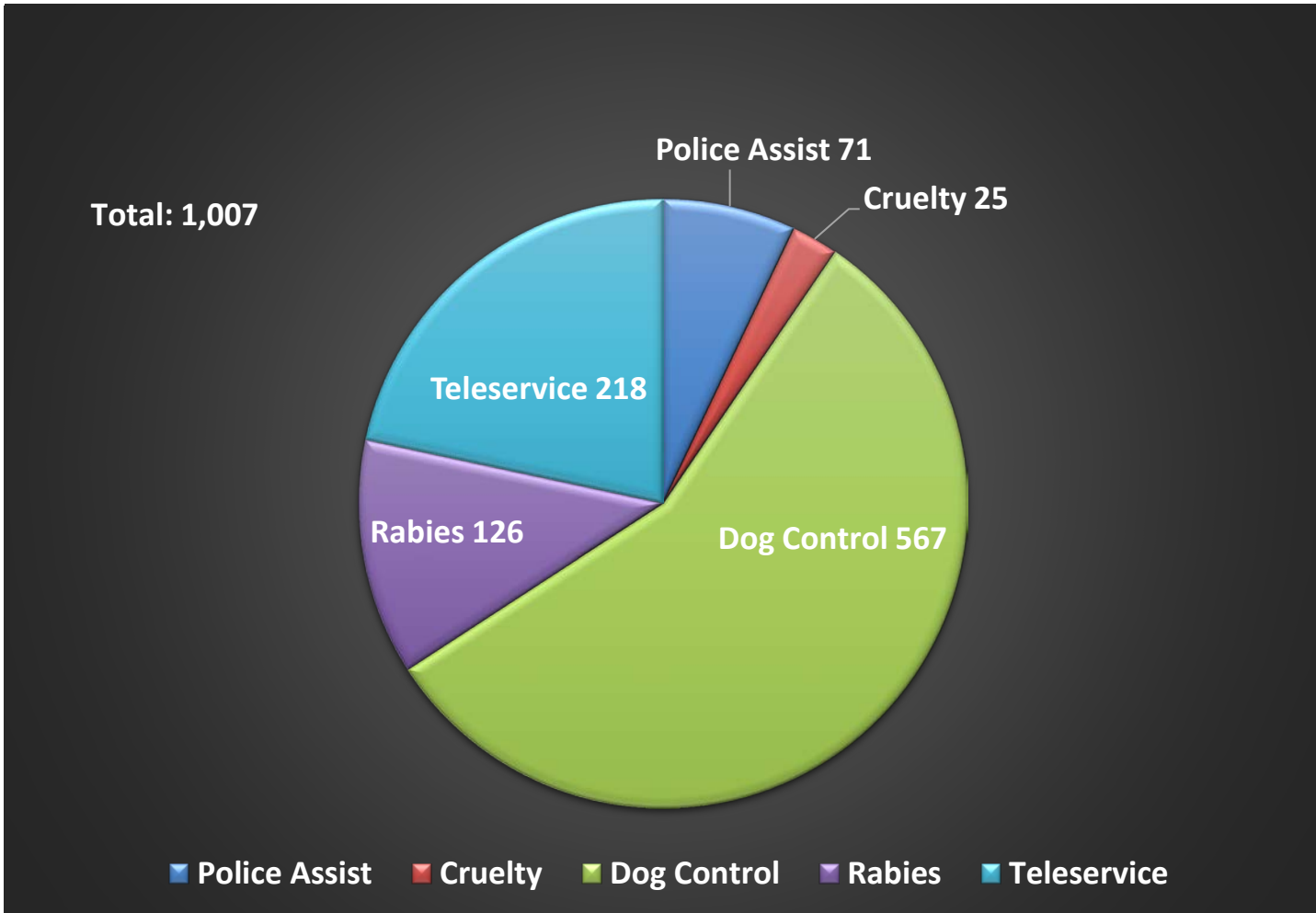
Q2 2021 TOTAL STATE CALLS FOR SERVICE BY LOCATION



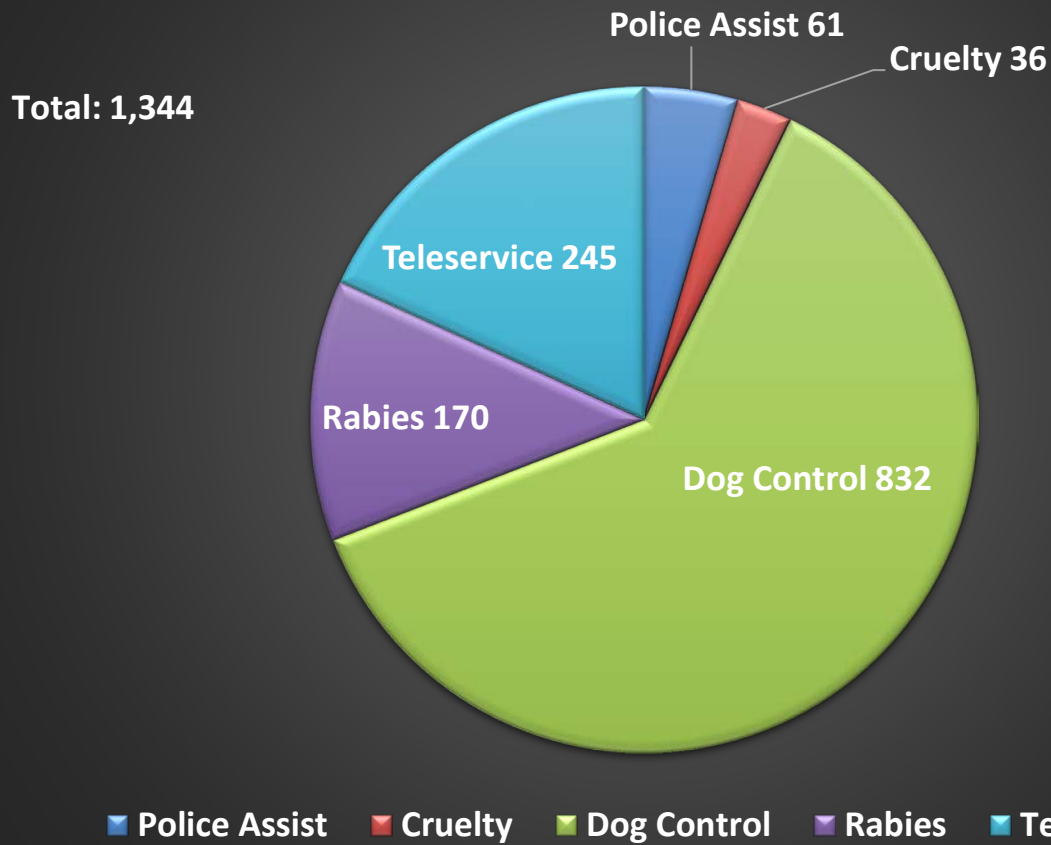
Q2 2021 TOTAL NEW CASTLE COUNTY CALLS FOR SERVICE



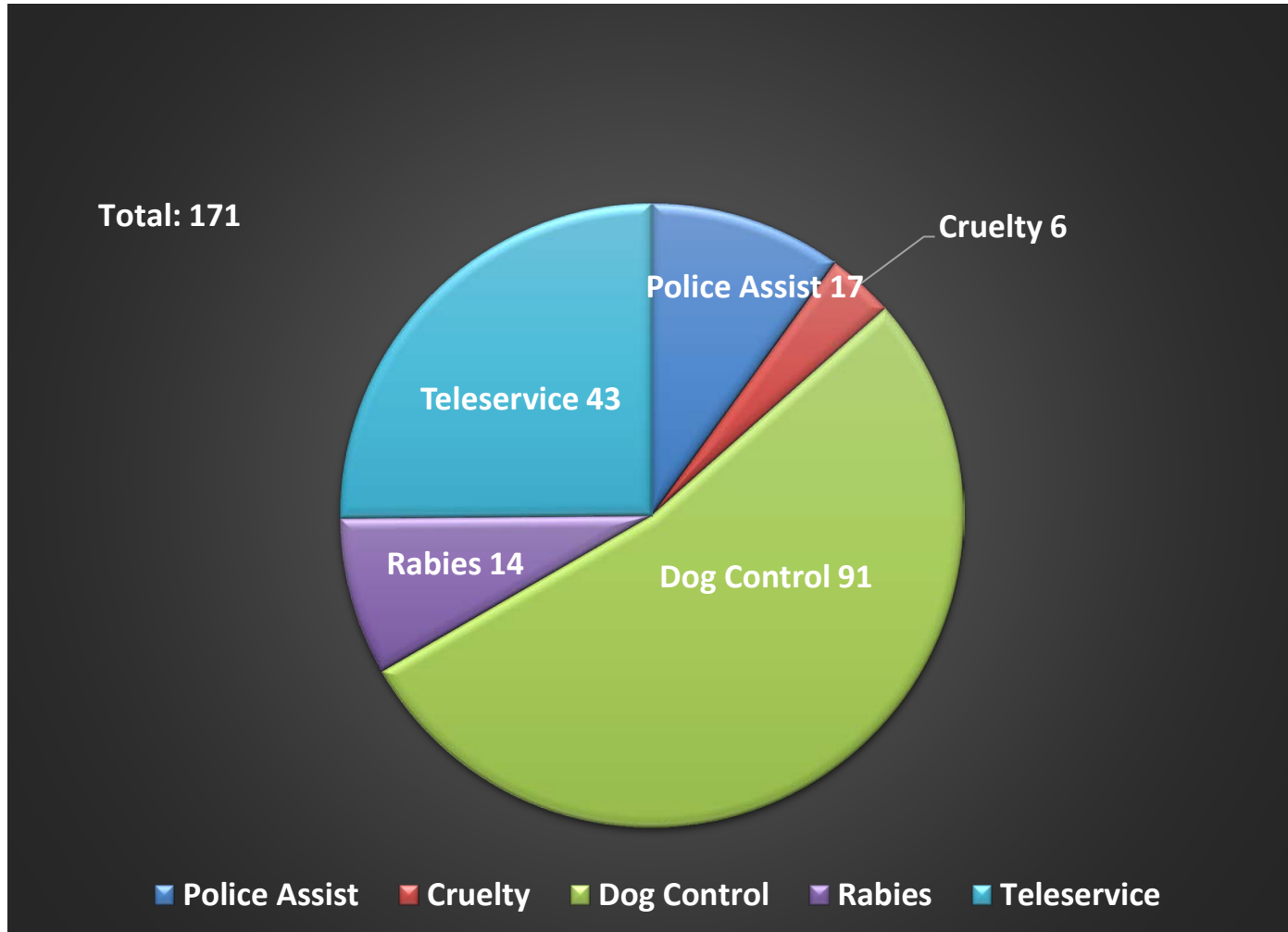
Q2 2021 TOTAL KENT COUNTY CALLS FOR SERVICE



Q2 2021 TOTAL SUSSEX COUNTY CALLS FOR SERVICE



Q2 2021 TOTAL CITY OF WILMINGTON CALLS FOR SERVICE



ADDITIONAL PERFORMANCE MEASURES

- **Investigative Follow Ups - 689**

Continuing investigative activities on prior complaints, such as gathering evidence and information, or monitoring animal health and welfare, and public safety.

- **Proactive Patrols – 531**

Aimed at preventing and reducing animal incidents and improving relations between officers and the communities they serve.

- **Dogs Returned to Owner (RTO) – 412 or 65%**

- Number of dogs returned to owner in the field: 114

- Number of dogs returned to owner at shelter: 298

Our objective is to reunite as lost pets with their owners as possible. Found pets that are not able to be returned to their owner by officers directly in the field are posted on the State Lost and Found Registry (animalservices.delaware.gov) so that their owner may find them quickly. They are then taken to the shelter for safe-keeping and where they may be reclaimed by their owner.



ANIMAL SHELTER STATISTICS

Brandywine Valley SPCA (BVSPCA) is the contracted shelter partner for Delaware Animal Services (DAS).

BVSPCA provides all medical, nutritional, and behavioral care for animals rescued by DAS.

For more information on BVSPCA statistics please visit:

<https://bvspca.org/about/by-the-numbers/>



**Brandywine Valley SPCA
Delaware - 2nd Quarter 2021 Shelter Statistics**

	Cats	Dogs	Other	Total
Live Release Rate	93%	92%	85%	92%

Live Release Rate = Live Release / [Live Release + (Total Euthanasia – Owner Request)]

The Live Release Rate does not include the 0 owner requested euthanasia and 86 animal that died naturally in shelter/care or was processed out as Admin Missing.

Spay/Neuter Surgeries

Shelter	755	451	0	1206
Owned	981	458	0	1439
Total	1736	909	0	2645

Live Intake

Stray	843	522	20	1385
Owner Surrender	245	113	2	360
Campus Transfer	62	251	0	313
Adoption Return	18	59	0	77
Transfer In	138	374	0	512
Seized/Custody	108	189	42	339
Total	1414	1508	64	2986

Live Release

Adoption	528	804	7	1339
Campus Transfer	12	62	0	74
Return to Owner	29	298	7	334
Transfer Out	169	68	27	264
Return to Field	299	0	0	299
Total	1037	1232	41	2310

Return to Field Program: When a healthy unowned cat enters the shelter, the most compassionate and lifesaving approach is to spay/neuter, vaccinate, ear-tip, and return them to where they were found. As long as the cat is thriving, the Return to Field approach is the most humane and effective way to manage the stray cat population in the community.

Euthanasia

Shelter	82	104	7	193
Owner Request	0	0	0	0
Total	82	104	7	193

Other Outcomes

Died	52	27	0	79
Admin Missing	2	5	0	7
Total	54	32	0	86

** Admin Missing refers to animals that might have escaped, been stolen, not returned from foster care, or otherwise unaccounted for via a normal outcome such as a data entry error or possible duplicate entry.*

Ending Animal Count

April 1st	144	33	5	182
June 30th	385	173	21	579