



# Delaware Animal Services

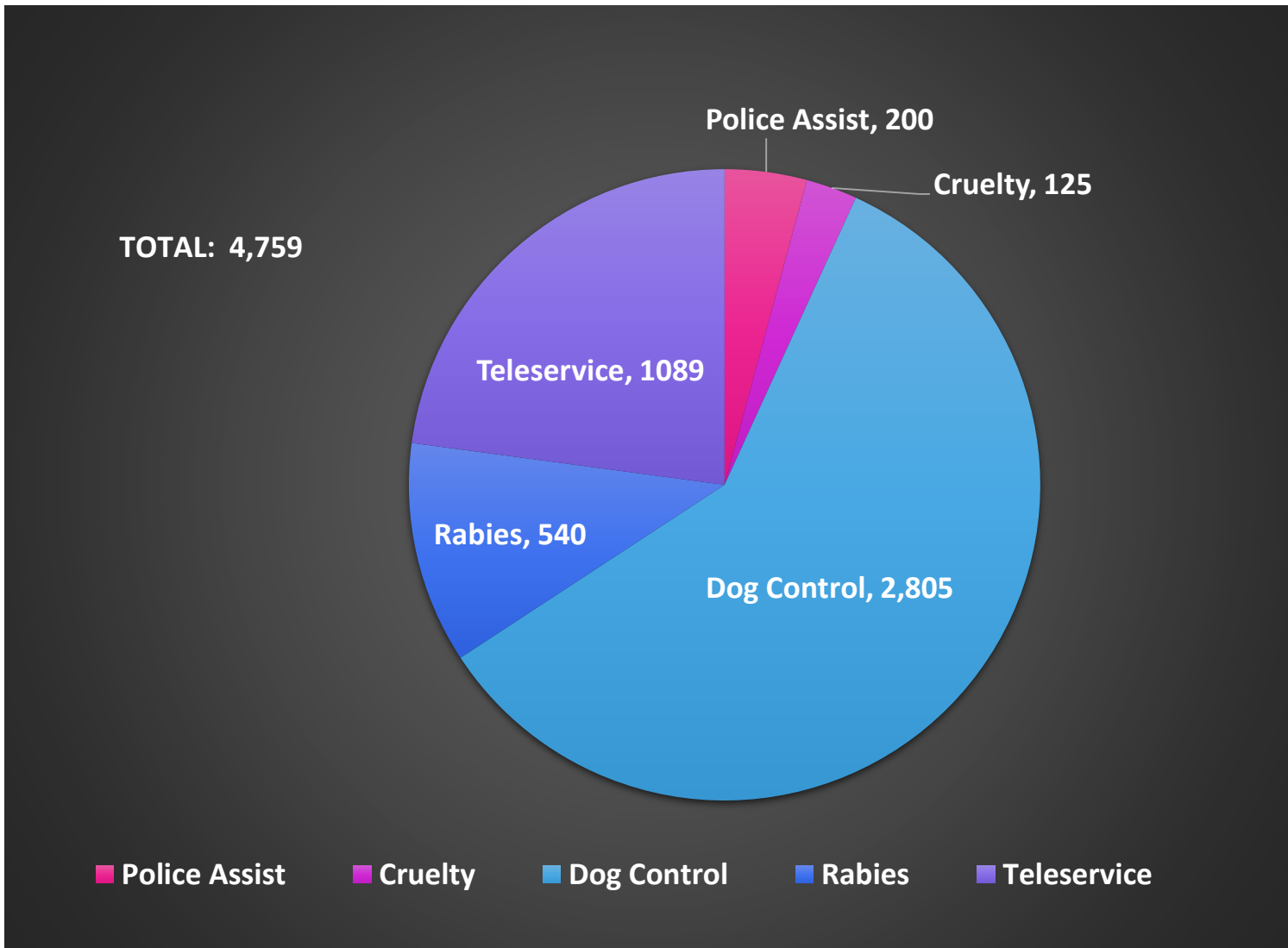
Performance Report  
Fourth Quarter  
October – December 2019



*DELAWARE HEALTH AND SOCIAL SERVICES*  
Division of Public Health  
Office of Animal Welfare

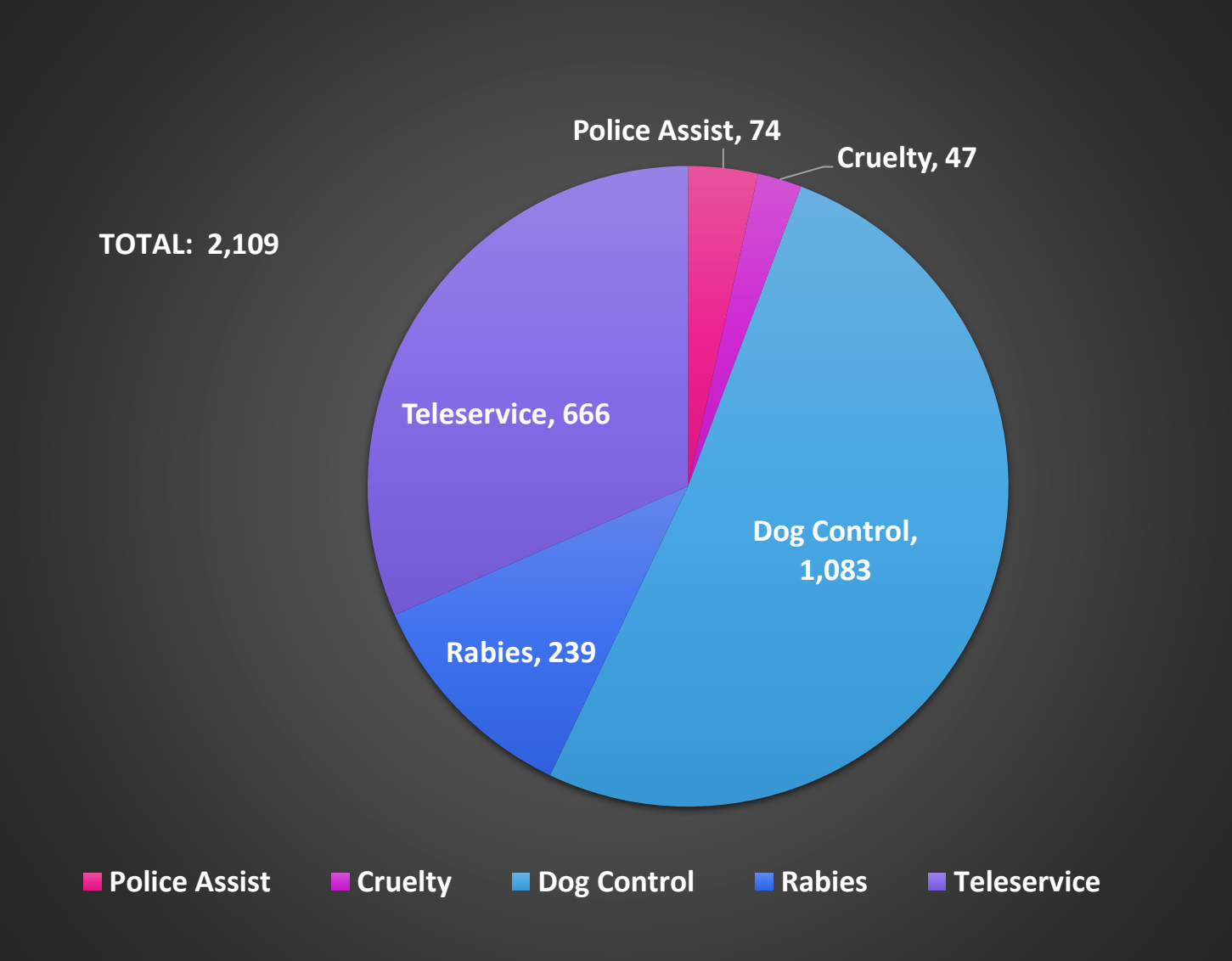
# 2019 QUARTER 4

## TOTAL STATEWIDE CALLS FOR SERVICE BY TYPE

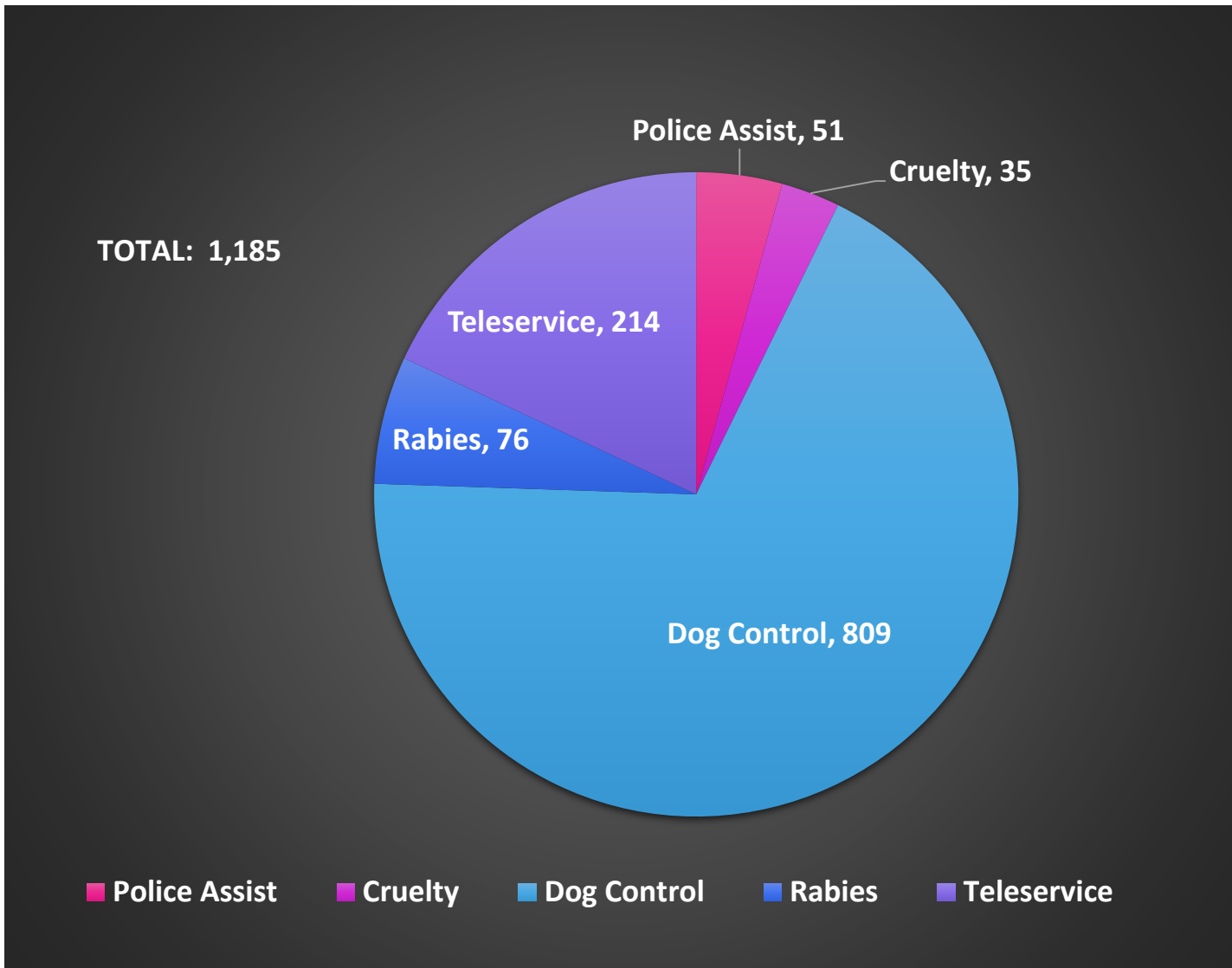


Note: Teleservice calls are those that are handled by offering referral, education, or resources. Case type is classified by dispatchers and may change upon officer response.

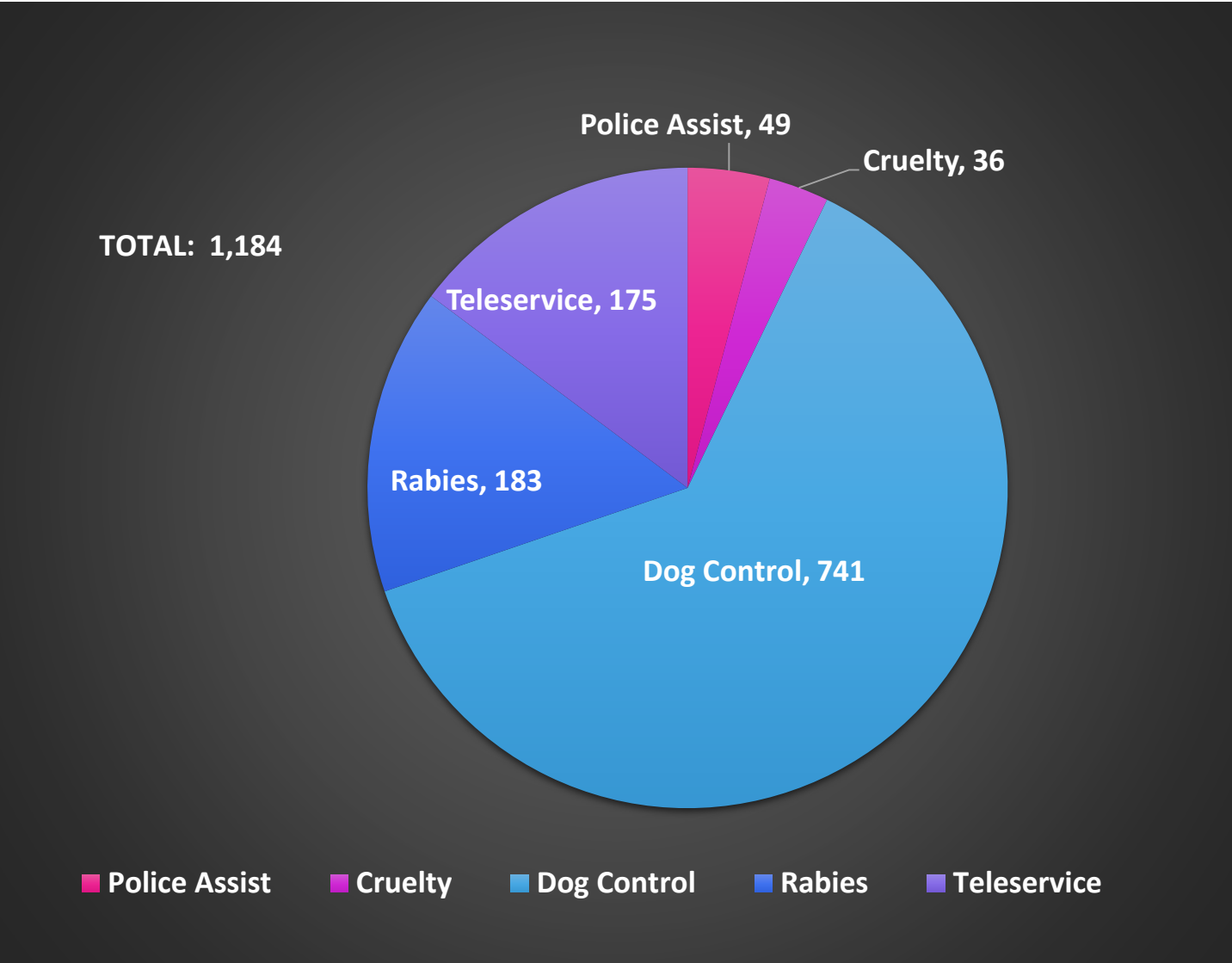
# 2019 QUARTER 4 CALLS FOR SERVICE: NEW CASTLE COUNTY



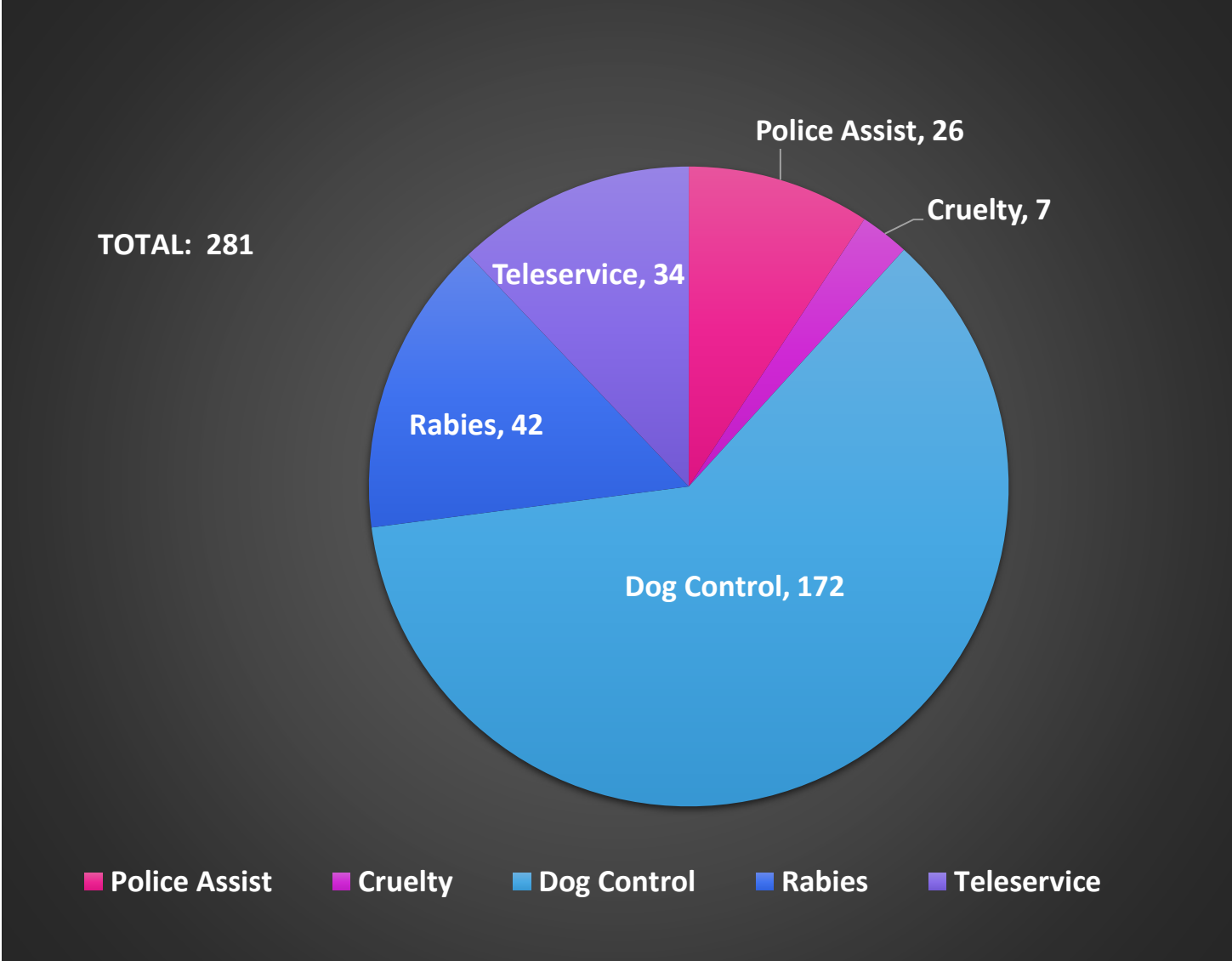
# 2019 QUARTER 4 CALLS FOR SERVICE: KENT COUNTY



# 2019 QUARTER 4 CALLS FOR SERVICE: SUSSEX COUNTY



# 2019 QUARTER 4 CALLS FOR SERVICE: CITY OF WILMINGTON



# 2019 Quarter 4 Return to Owner Statistics

Our objective is to reunite as many stray dogs with their owners as possible.

Number of dogs returned to their owners by officers directly: 113

*Animals that are not able to be returned to their owner directly are posted on the State Lost and Found web site and taken to shelter.*

Total Return-to-Owner (RTO) rate of stray dogs, field returns and shelter returns combined: 400 or 56%

## 2019 Quarter 4 Shelter Statistics

Brandywine Valley SPCA (BVSPCA) is the contracted shelter partner for Delaware Animal Services (DAS).

BVSPCA provides all medical, nutritional, and behavioral care for animals rescued by DAS.

For more information on BVSPCA statistics please visit:

<https://bvspca.org/about/by-the-numbers/>



**Brandywine Valley SPCA  
Delaware - 4th Quarter 2019 Shelter Statistics**

	Cats	Dogs	Other	Total
<b>Live Release Rate</b>	91%	95%	83%	94%
<b>Spay/Neuter Surgeries</b>				
Shelter	276	515	0	791
Owned	844	271	0	1115
<b>Total</b>	<b>1120</b>	<b>786</b>	<b>0</b>	<b>1906</b>
<b>Live Intake</b>				
Stray	309	607	6	922
Owner Surrender	173	36	1	210
Campus Transfer	22	29	0	51
Adoption Return	9	46	0	55
Transfer In	22	413	0	435
Seized/Custody	41	163	7	211
<b>Total</b>	<b>576</b>	<b>1294</b>	<b>14</b>	<b>1884</b>
<b>Live Release</b>				
Adoption	206	781	1	988
Campus Transfer	9	118	0	127
Return to Owner	14	287	1	302
Transfer Out	169	148	8	325
Return to Field	122	0	0	122
<b>Total</b>	<b>520</b>	<b>1334</b>	<b>10</b>	<b>1864</b>
<b>Euthanasia</b>				
Shelter	49	73	2	124
Owner Request	0	0	0	0
<b>Total</b>	<b>49</b>	<b>73</b>	<b>2</b>	<b>124</b>
<b>Other Outcomes</b>				
Died	27	8	0	35
Admin Missing	0	0	0	0
<b>Total</b>	<b>27</b>	<b>8</b>	<b>0</b>	<b>35</b>
<b>Ending Animal Count</b>				
October 1st	101	236	0	337
Dec 31st	81	115	2	198

