



Delaware Animal Services

Performance Report
First Quarter 2017



DELAWARE HEALTH AND SOCIAL SERVICES
Division of Public Health
Office of Animal Welfare

Table of Contents

Reports – 1st Quarter, 2017.....	4
Additional Productivity Data (Q1).....	9
Shelter Statistics (Q1).....	11





Delaware Animal Services

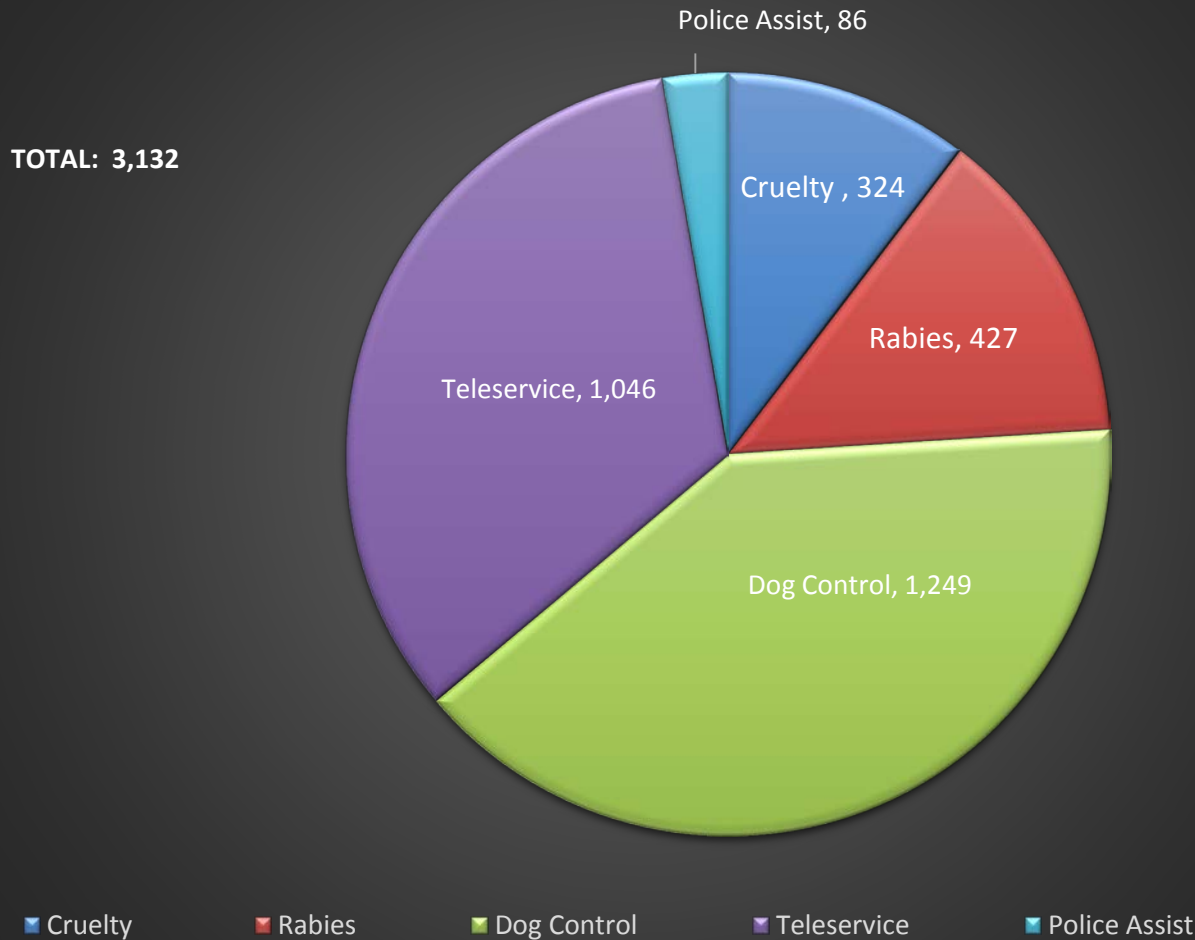
January - March 2017



DELAWARE HEALTH AND SOCIAL SERVICES
Division of Public Health
Office of Animal Welfare

Q1 REPORTS BY TYPE: STATE

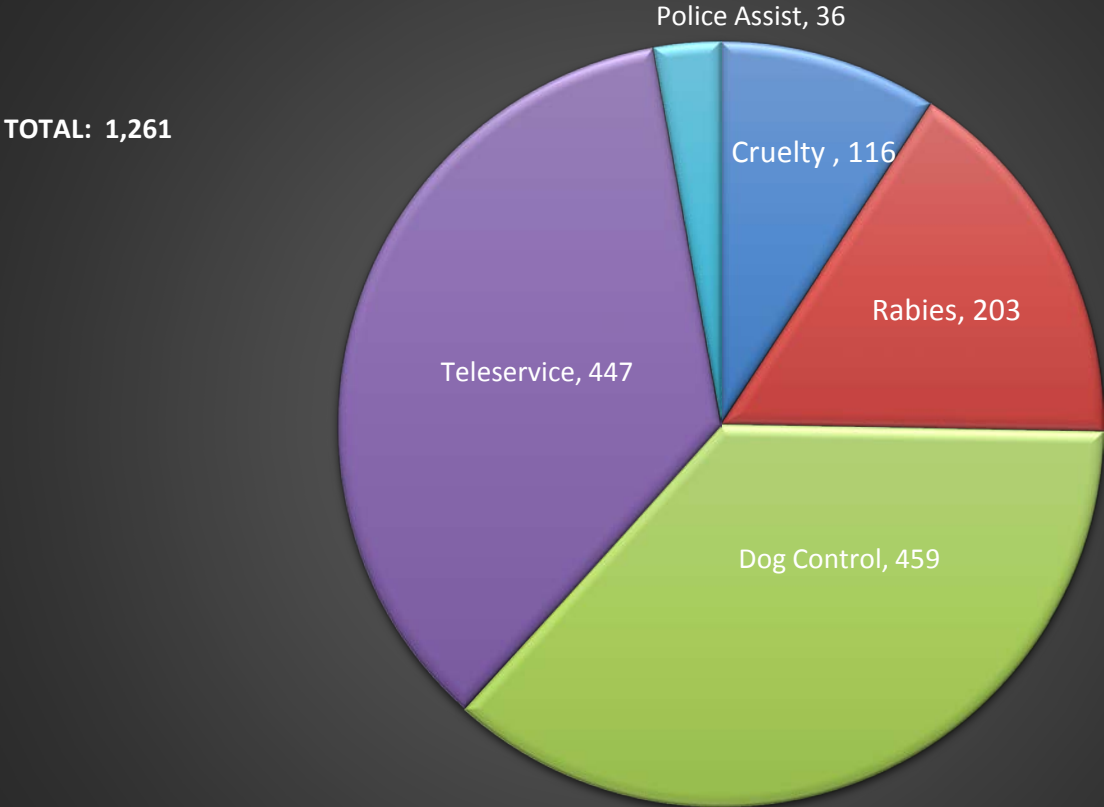
State Totals - 1st Quarter 2017



Note: Teleservice calls are those that are handled by offering referral, education, or resources that do not require action by officers. These calls are handled by dispatchers and other members of the Office of Animal Welfare.

Q1 REPORTS BY TYPE: NEW CASTLE COUNTY

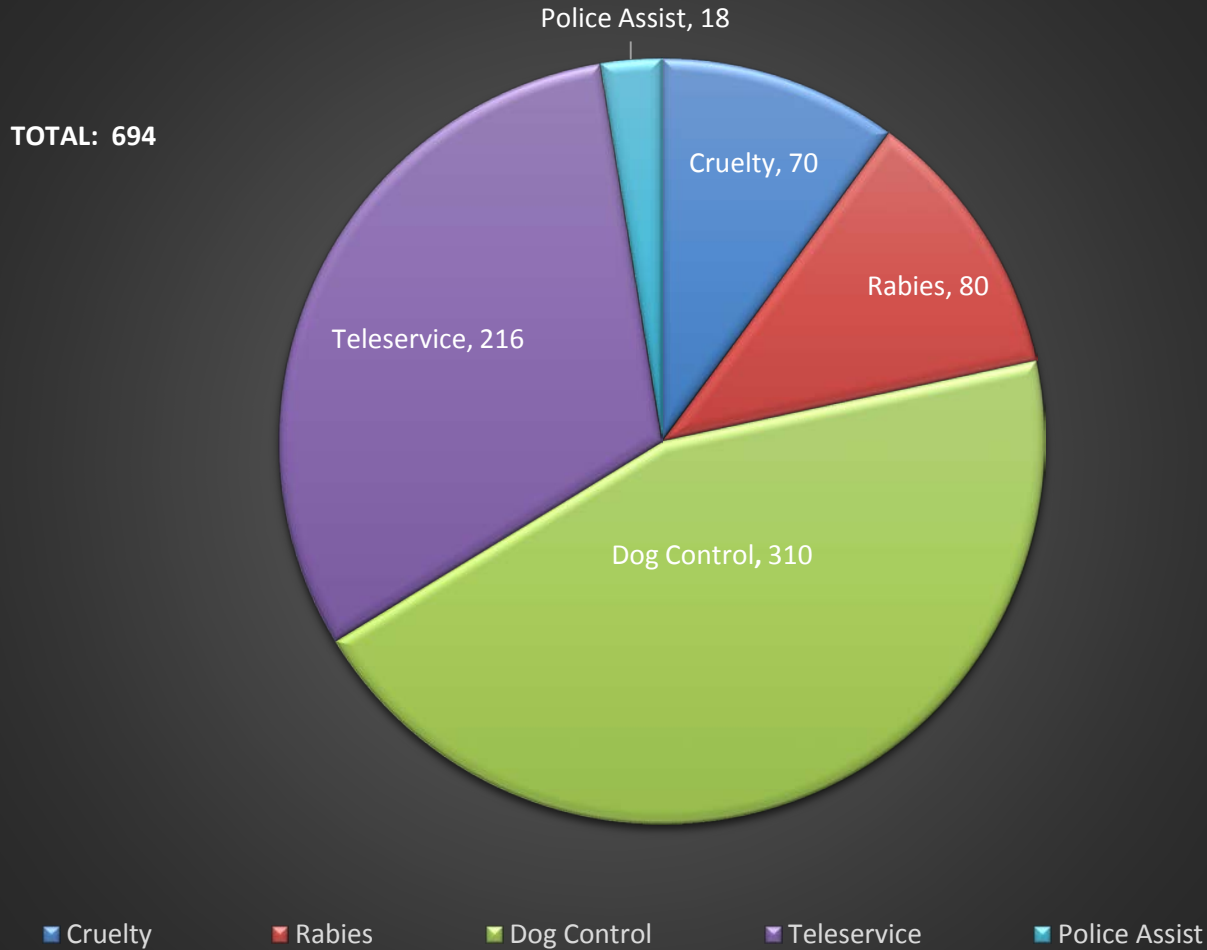
New Castle County Totals - 1st Quarter 2017



■ Cruelty ■ Rabies ■ Dog Control ■ Teleservice ■ Police Assist

Q1 REPORTS BY TYPE: KENT COUNTY

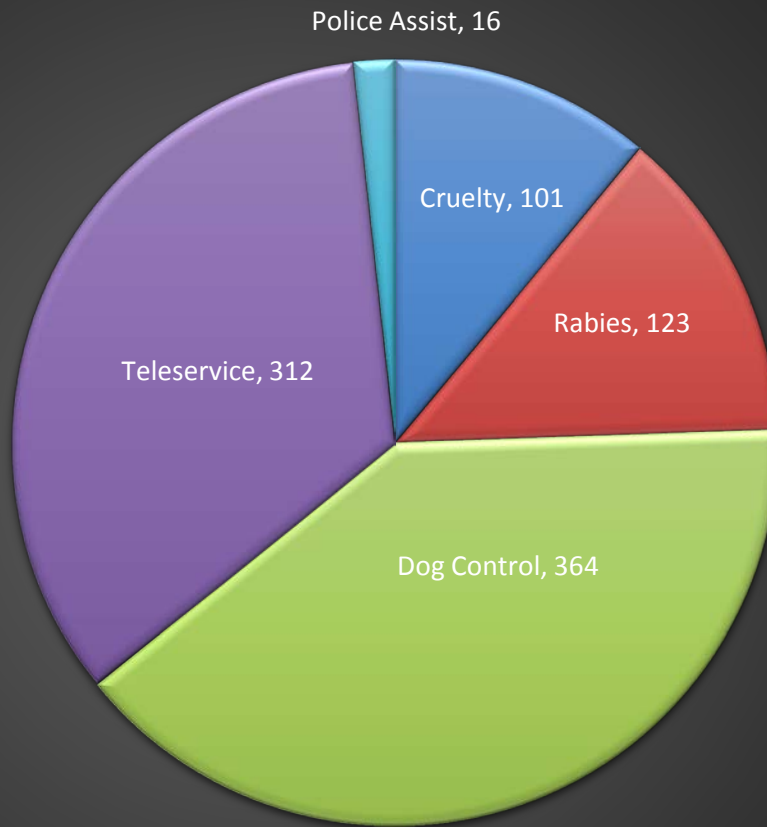
Kent County Totals - 1st Quarter 2017



Q1 REPORTS BY TYPE: SUSSEX COUNTY

Sussex County Totals - 1st Quarter 2017

TOTAL: 916



■ Cruelty

■ Rabies

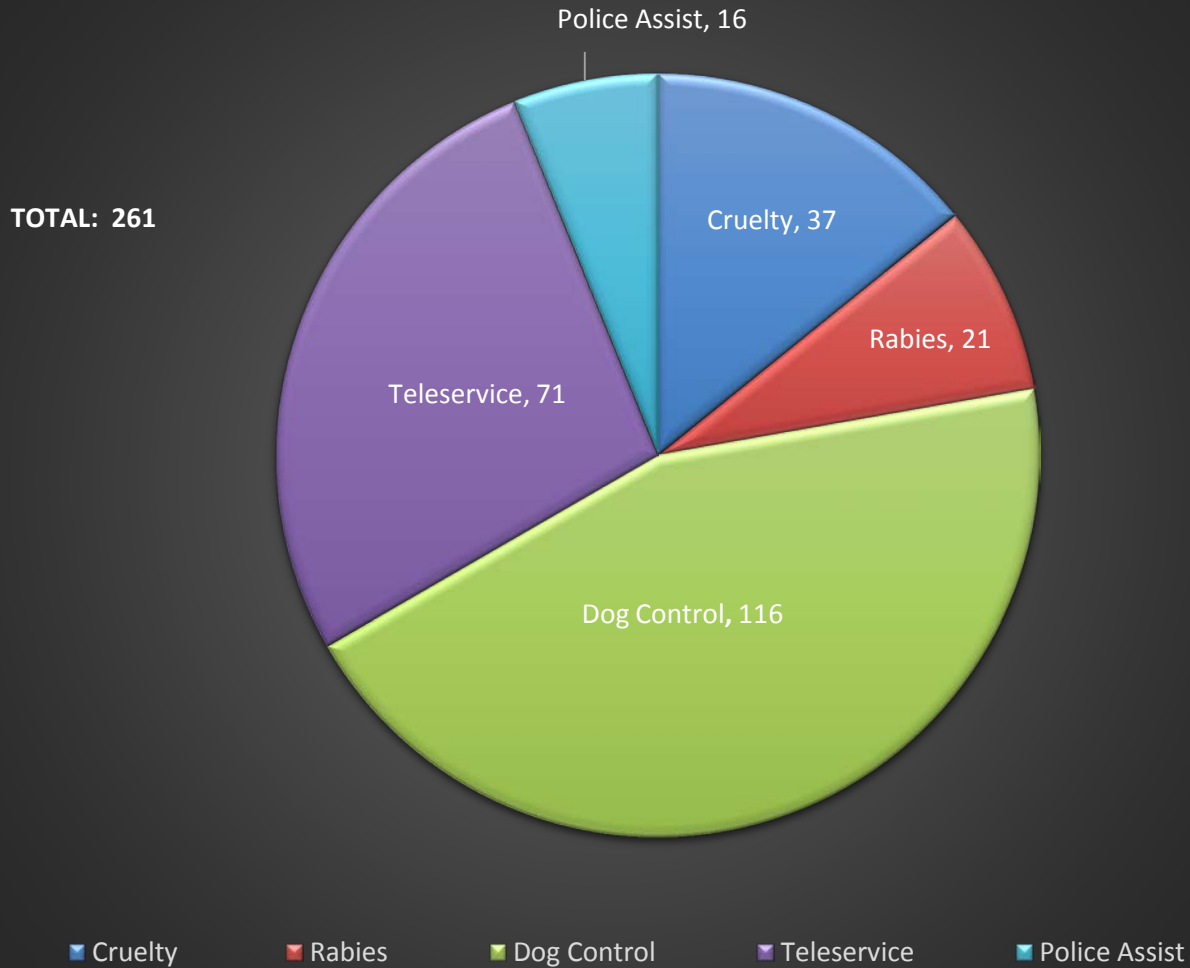
■ Dog Control

■ Teleservice

■ Police Assist

Q1 REPORTS BY TYPE: CITY OF WILM

City of Wilmington Totals - 1st Quarter 2017



Additional Productivity Data: Q1 2017

Number of dogs returned to their owners by officers directly: 165

Animals that are not able to be returned to their owner directly are posted on the State Lost and Found web site and taken to shelter.

Total Return-to-Owner (RTO) rate of stray dogs, field returns and shelter returns combined: 325 or 50.86%

Number of Delawareans provided pet care supplies, such as pet food, litter, dog/cat houses, training, straw, flea control: 13

Community or educational events conducted by officers: 28

Citations, warrants, criminal summons: 241



¹Teleservice calls are requests for referrals, education, or resources that do not require action by officers. These calls are handled by dispatchers and other members of the Office of Animal Welfare.

Shelter Statistics

Brandywine Valley SPCA (BVSPCA) is the contracted shelter partner for Delaware Animal Services.

BVSPCA provides all medical, nutritional, and behavioral care for animals rescued by DAS. They facilitate pet-owner reunification, rabies quarantine, and adoption services for unclaimed animals.

BVSPCA operates a full service animal shelter in New Castle, adoption center at PetSmart Dover, and satellite stray animal holding facilities in Kent and Sussex Counties.



Brandywine Valley SPCA Statistics					
January - March, 2017					
		Cats	Dogs	Other	Total
Live Intake					
	Stray	734	474	4	1212
	Owner Surrender	65	69	0	134
	Adoption Return	9	46	0	55
	Transfer In	7	85	0	92
	Seized/Custody	2	9	0	11
	Total Intake	817	683	4	1504
Live Release					
	Adoption	132	403	3	538
	Return-to-Owner (from shelter only)	1	160	0	161
	Transfer Out	12	82	0	94
	Return to Field	689	0	0	689
	Total Release	834	645	3	1482
Euthanasia					
	Shelter	14	66	1	81
	Owner Request	0	0	0	0
	Total	14	66	1	81
Other Outcomes					
	Total	3	0	0	3
	Live Release Rate (%)	98.3%	90.7%	75.0%	94.8%

